FRANKE

IT LIBRETTO DI INSTALLAZIONE
EN INSTALLATION MANUAL
FR MANUEL D'INSTALLATION
DE INSTALLATIONSANLEITUNG
TR KURULUM KILAVUZU
ES MANUAL DE INSTALACIÓN
PT LIVRO DE INSTRUÇÕES PARA INSTALAÇÃO
GR ΟΔΗΓΊΕΣ ΕΓΚΑΤΆΣΤΑΣΗΣ
RU РУКОВОДСТВО ПО УСТАНОВКЕ
NL INSTALLATIE-INSTRUCTIES
SV INSTALLATIONSHANDBOK
PL INSTRUKCJA INSTALACJI
CZ NÁVOD K MONTÁŽI
UK ІНСТРУКЦІЯ ЗІ ВСТАНОВЛЕННЯ
RO MANUAL DE INSTALARE
SI NAVODILO ZA NAMESTITEV
AR كتيب التركيب

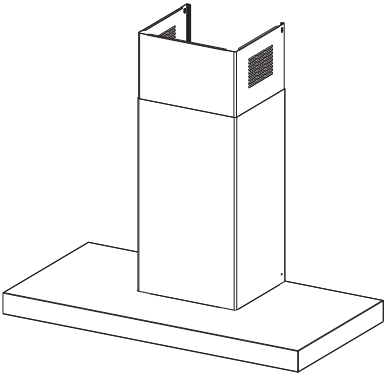

FCR 625 TC BK/XS NG
FCR 925 TC BK/XS NG

IT Avvertenza! Prima di procedere all'installazione, leggere le informazioni sulla sicurezza contenute nel Manuale d'uso.

EN Warning! Before proceeding with installation, read the safety information in the User Manual.

FR Avertissement ! Avant de procéder à l'installation, veuillez lire les informations sur la sécurité contenues dans le manuel de l'utilisateur.

DE Warnhinweis! Vor der Montage die in der Bedienungsanleitung enthaltenen Sicherheitsinformationen lesen.

TR Uyarı! Montaja başlamadan evvel, Kullanıcı El Kitabındaki güvenlik bilgisini okuyun.

ES ¡Advertencia! Antes de proceder a la instalación, lea las indicaciones de seguridad del manual de instrucciones.

PT Aviso! Antes de proceder à instalação, leia a informação de segurança no Manual do Utilizador.

GR Προειδοποίηση! Πριν προβείτε στην εγκατάσταση, διαβάστε τις οδηγίες ασφαλείας στο Εγχειρίδιο Χρήστη.

RU Предупреждение! Прежде чем приступить к установке, прочитайте информацию о безопасности в Инструкциях по эксплуатации.

NL Waarschuwing! Lees de veiligheidsinformatie in de gebruikershandleiding alvorens het apparaat te installeren.

SV Varning! Läs säkerhetsföreskrifterna i bruksanvisningen innan apparaten installeras.

PL Ostrzeżenie! Przed przystąpieniem do instalacji należy przeczytać informacje dotyczące bezpieczeństwa znajdujące się w instrukcji obsługi.

CZ Upozornění! Před zahájením instalace si přečtěte bezpečnostní informace v uživatelské příručce.

UK Попередження. Перш ніж розпочинати встановлення, необхідно уважно прочитати інформацію з техніки безпеки, наведену в інструкції з експлуатації.

RO Avertisment! Înainte de a începe instalarea, citiți informațiile privind siguranța din Manualul de utilizare.

SI Opozorilo: Pred vgradnjo preberite varnostna navodila v navodilih za uporabo.

AR تحذير! قبل متابعة التثبيت ، اقرأ معلومات السلامة في دليل المستخدم.

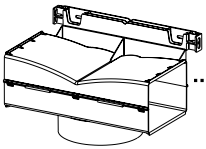
O2

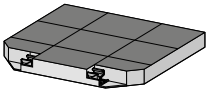
W

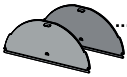
O1

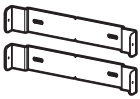
M
2x

L
8x - 4,2x44,4

I
8x

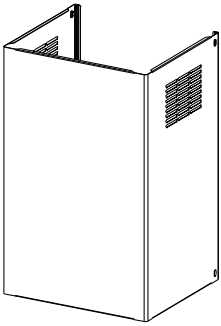
N1

Q
4x - 2,9x9,5

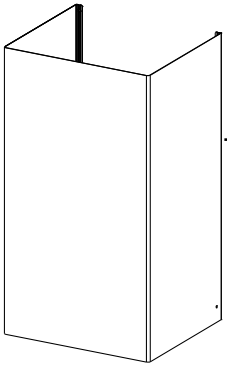
N2

R
2x - 2,9x9,5

O

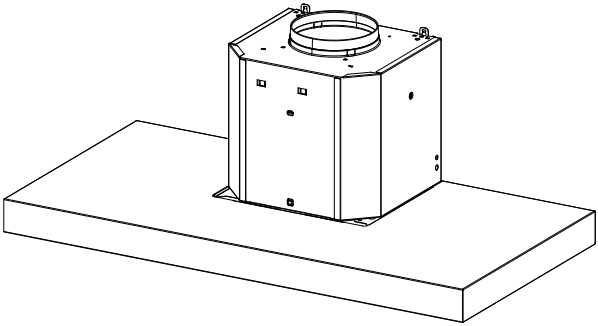



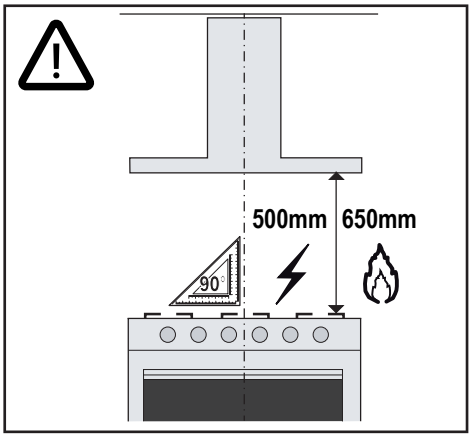
500mm
650mm
90°

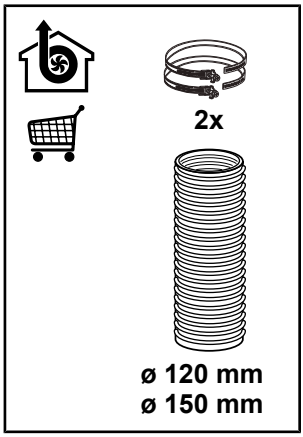
2x
ø 120 mm
ø 150 mm

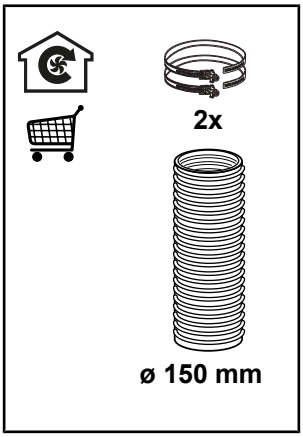
2x
ø 150 mm

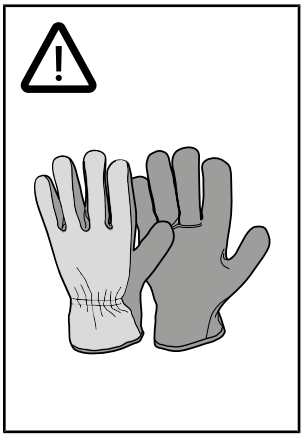

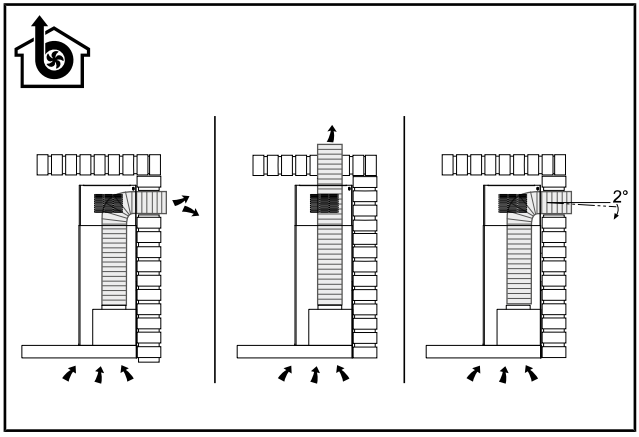
2°

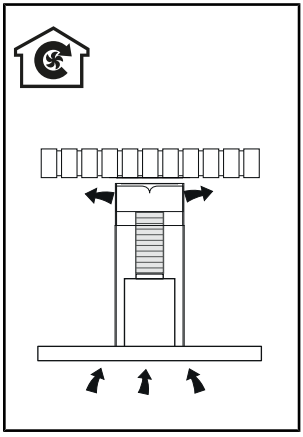

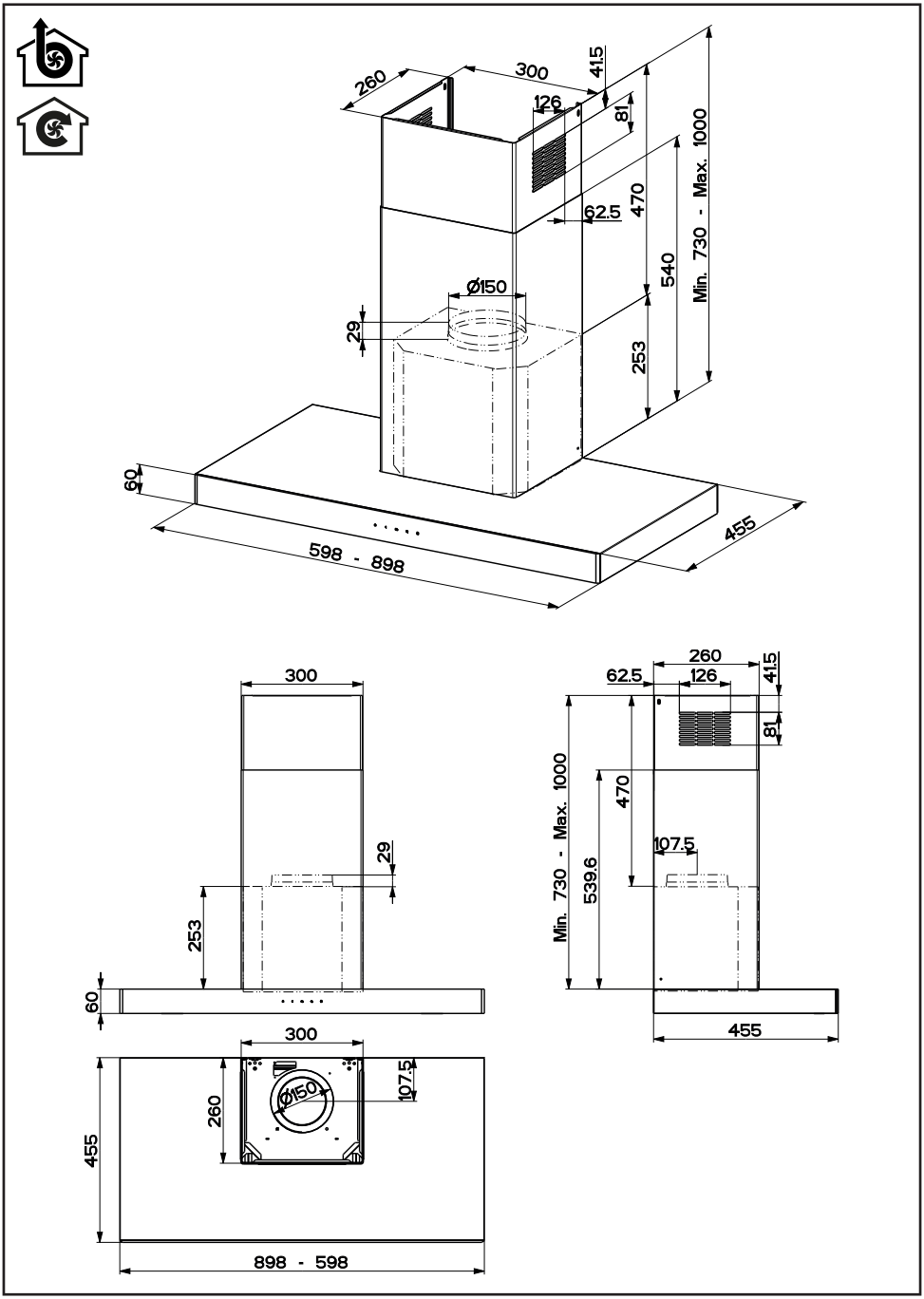
260
300
41.5
126
81
62.5
470
540
Min. 730 - Max. 1000
Ø150
29
253
60
455
598 - 898
300
29
253
60
300
Ø150
107.5
260
455
898 - 598
260
62.5
126
41.5
81
470
107.5
539.6
Min. 730 - Max. 1000
455

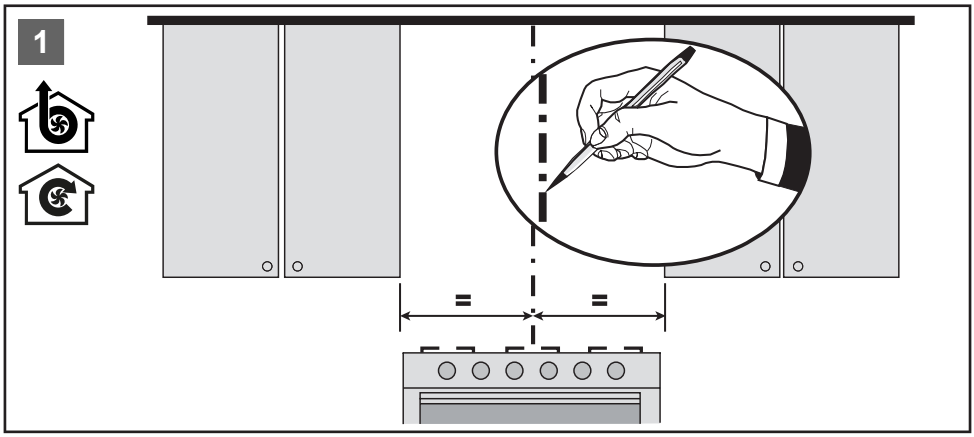
1
=
=

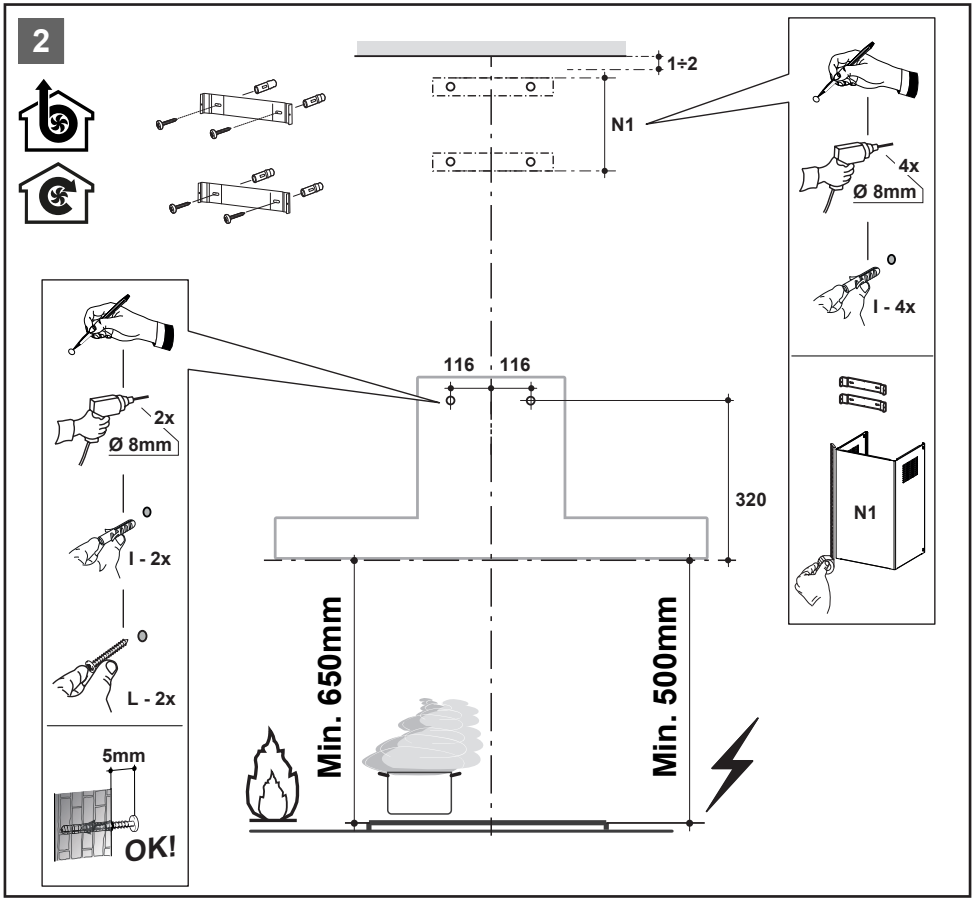
2
1÷2
N1
4x
Ø 8mm
I - 4x
N1
116
116
320
2x
Ø 8mm
I - 2x
L - 2x
5mm
OK!
Min. 650mm
Min. 500mm

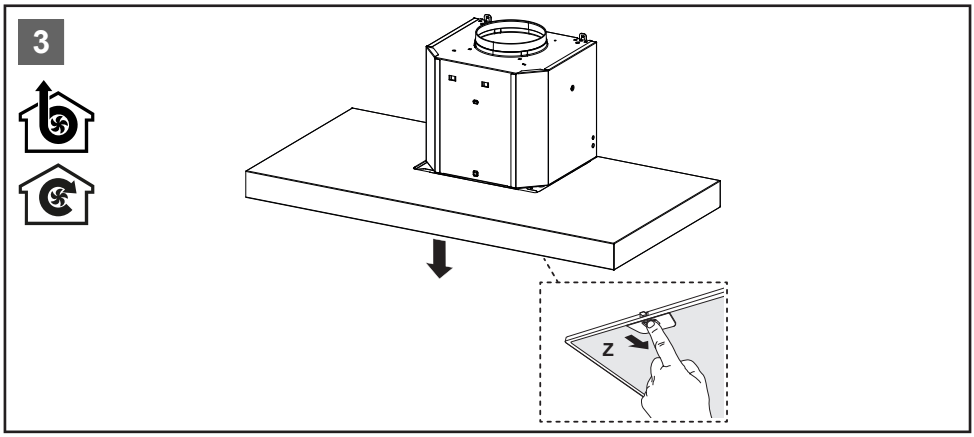
3
Z

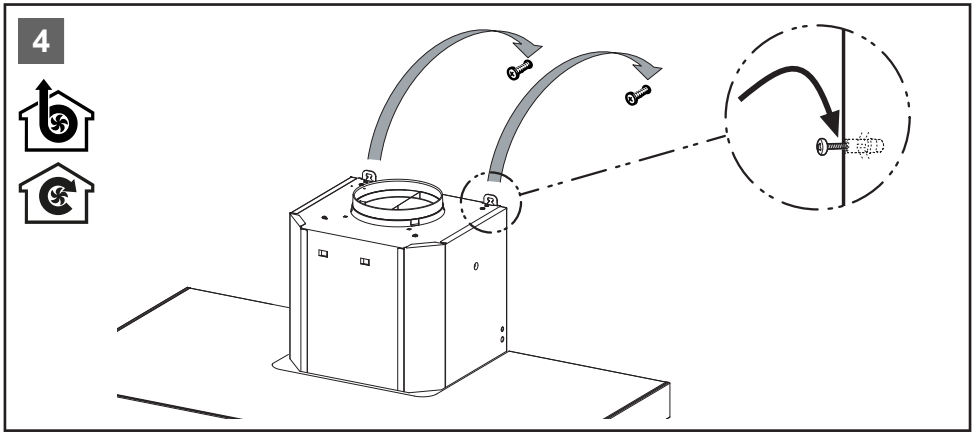
4

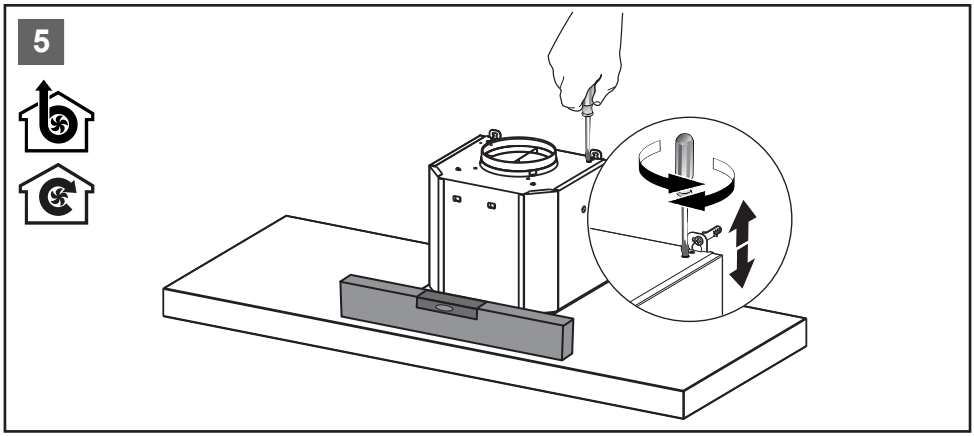
5

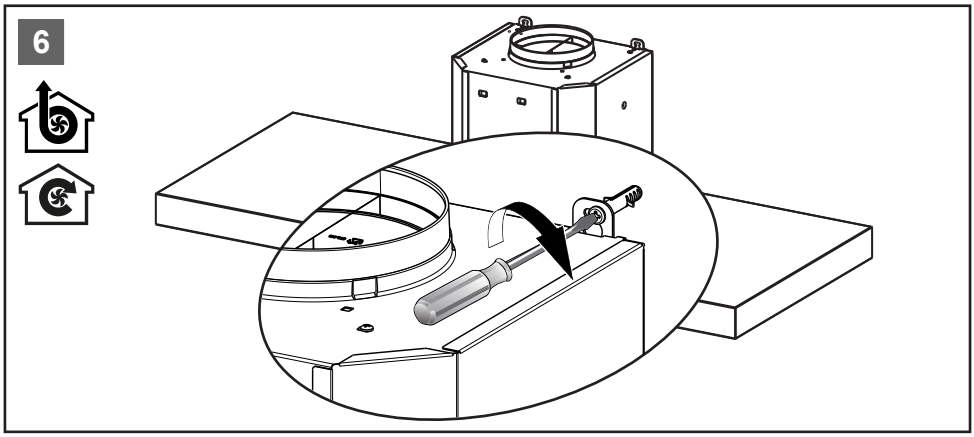
6

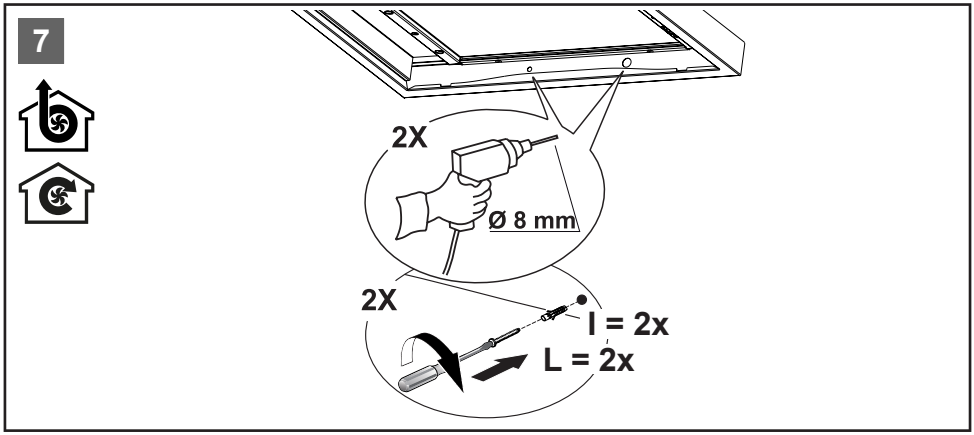
7
2X
Ø 8 mm
2X
I = 2x
L = 2x

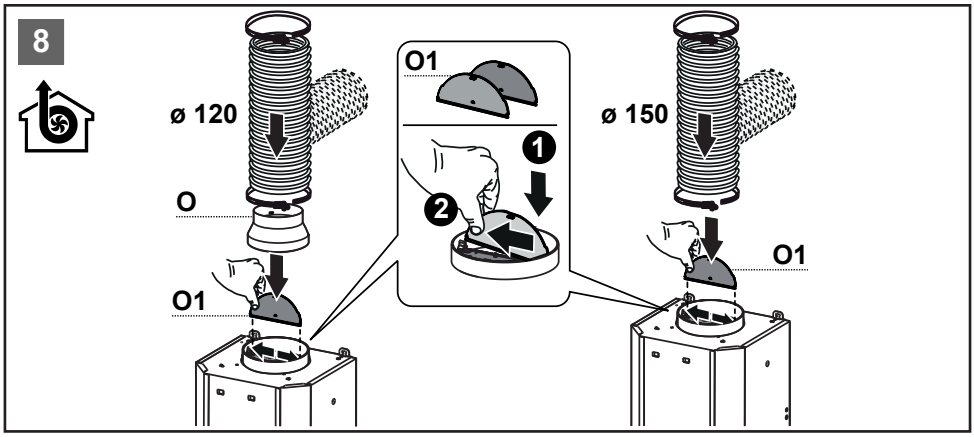
8
ø 120
O
O1
O1
1
2
ø 150
O1

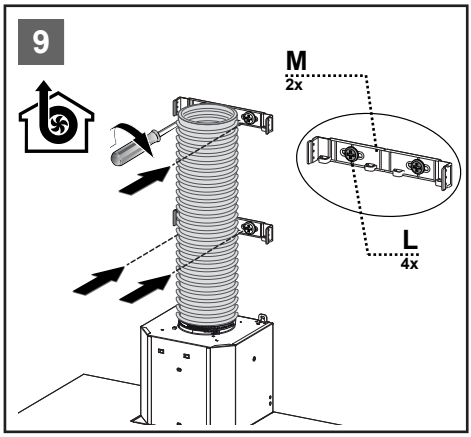
9
M
2x
L
4x

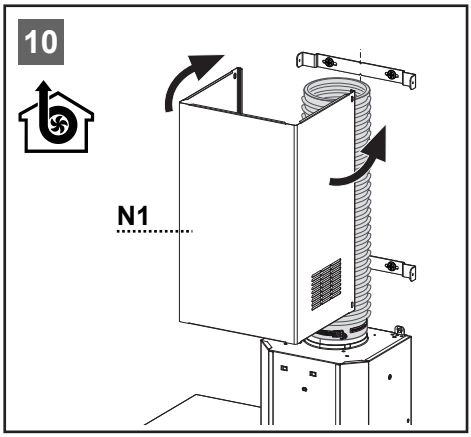
10
N1

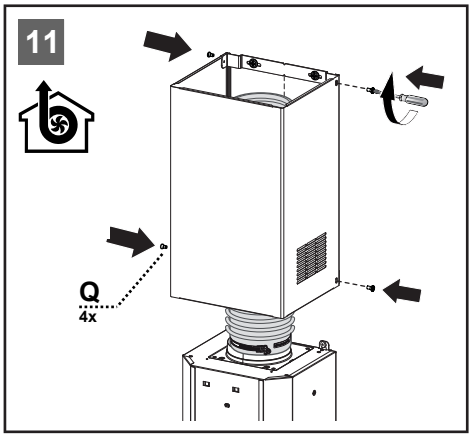
11
Q
4x

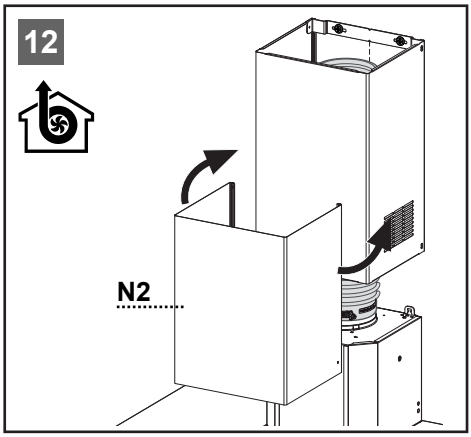
12
N2

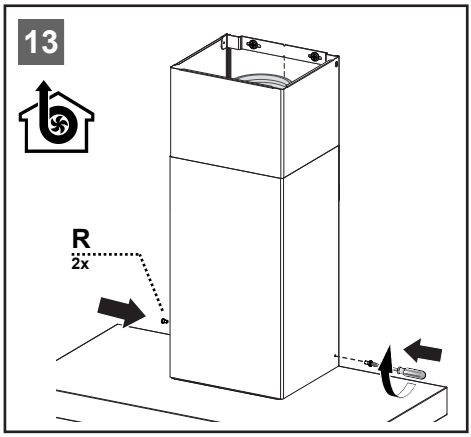
13
R
2x

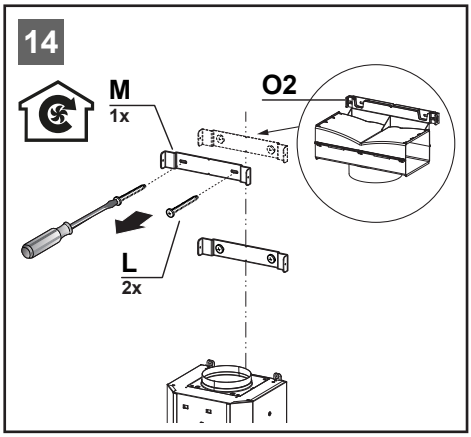
14
M
1x
O2
L
2x

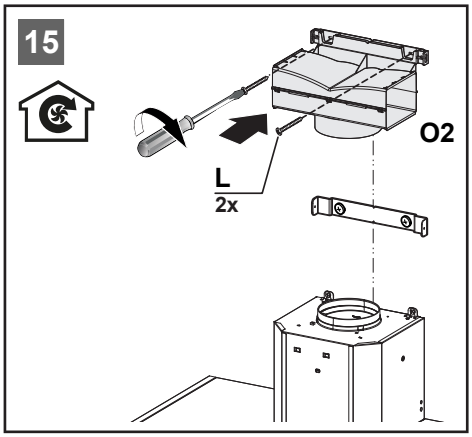
15
O2
L
2x

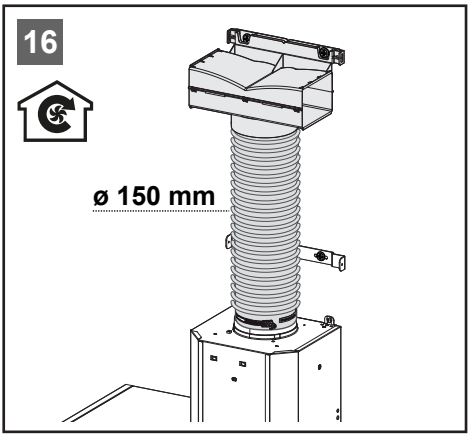
16
ø 150 mm

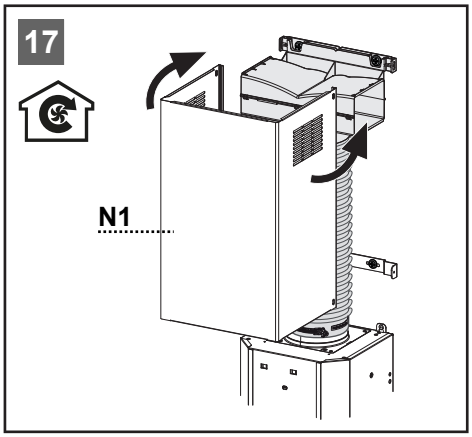
17
N1

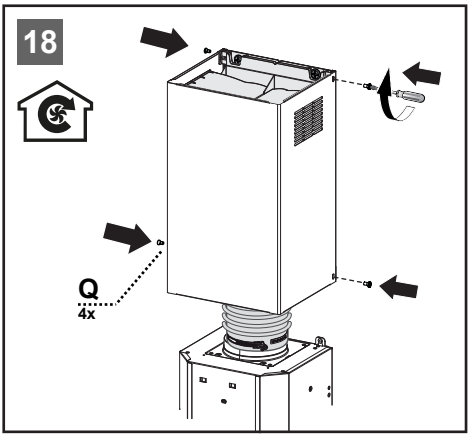
18
Q
4x

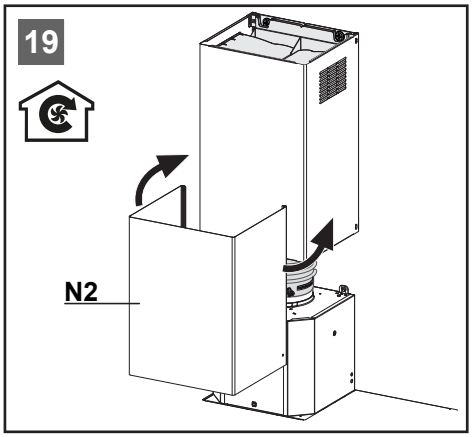
19
N2

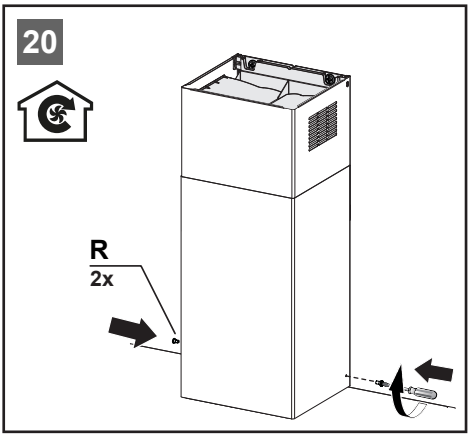
20
R
2x

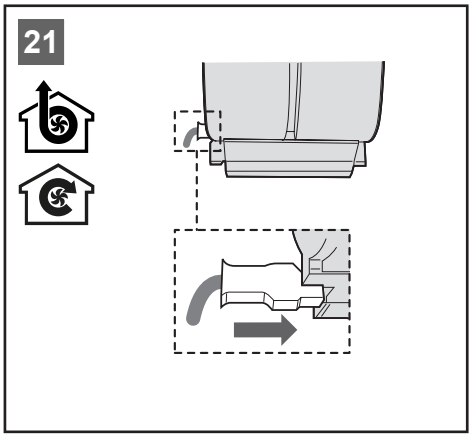
21

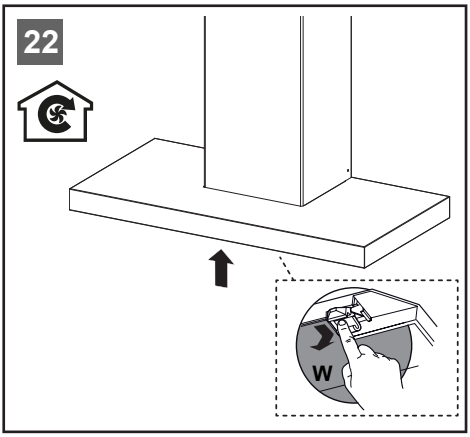
22
W

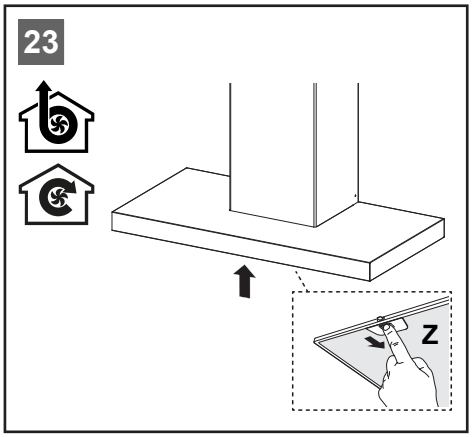
23
Z

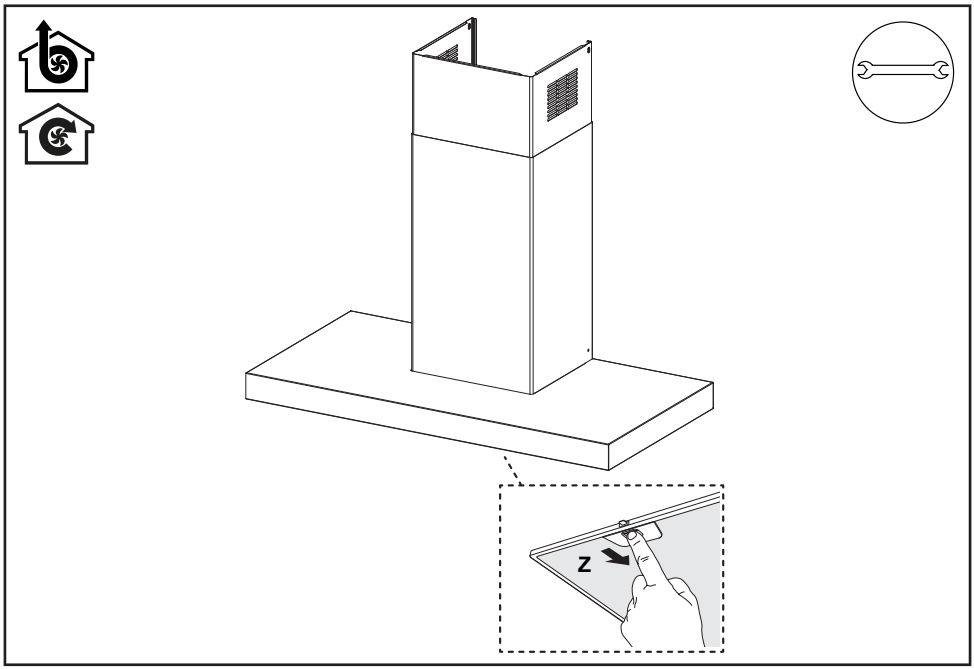
Z

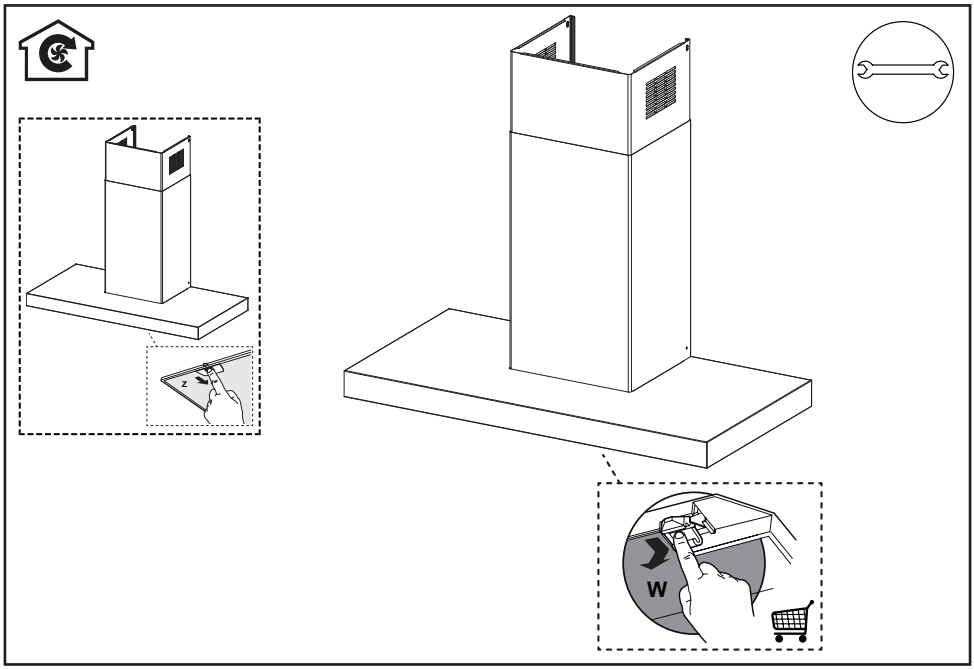
W

Franke S.p.a.
Via Pignolini, 2
37019 Peschiera del Garda (VR)
www.franke.it

991.0654.490_02 - D000000007927_01 - 220310