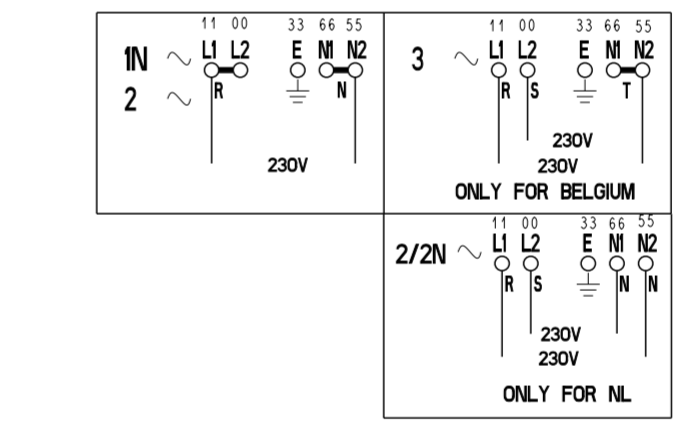
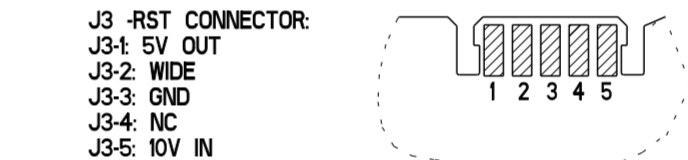
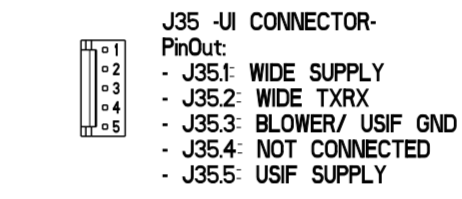


CONNECTOR PIN-OUT:



- IPC - INDUCTION POWER CONTROL BOARD
- EMI - FILTER BOARD
- BL - BLOWER
- I1 - INDUCTOR
- SI - SENSOR
- UI - USER INTERFACE (Touch Control)
- X2 - HOB EARTHING
- E - EARTH

- WIRE COLOUR:**
- 00 - BLACK
 - 11 - BROWN
 - 22 - RED
 - 44 - YELLOW
 - 66 - BLUE
 - 88 - BLUE-SKY
 - 99 - WHITE
 - 33 - YELLOW-GREEN
 - 55 - GREY

- SHRINKING SIEVING LEAD COLOUR:**
- BLK - BLACK
 - RED - RED
 - YEL - YELLOW
 - GRN - GREEN
 - BLUE - BLUE
 - WHT - WHITE

- SENSOR CONNECTOR COLOUR:**
- WHT - WHITE
 - RED - RED