


Maniglia Compact Zama Nichelata

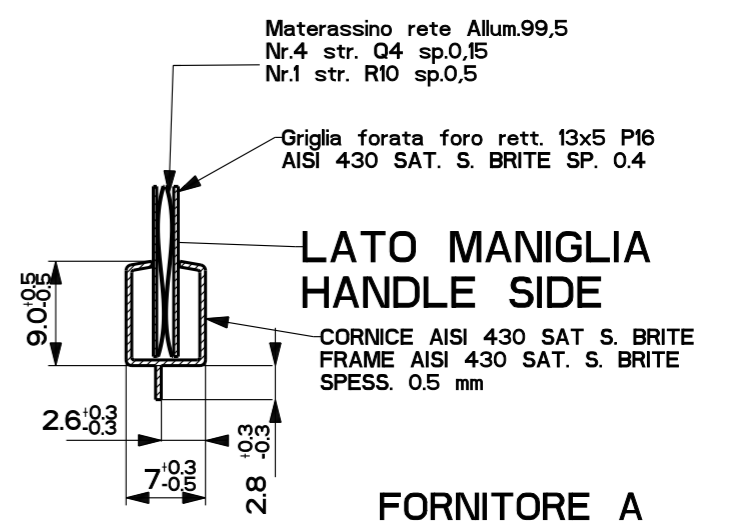
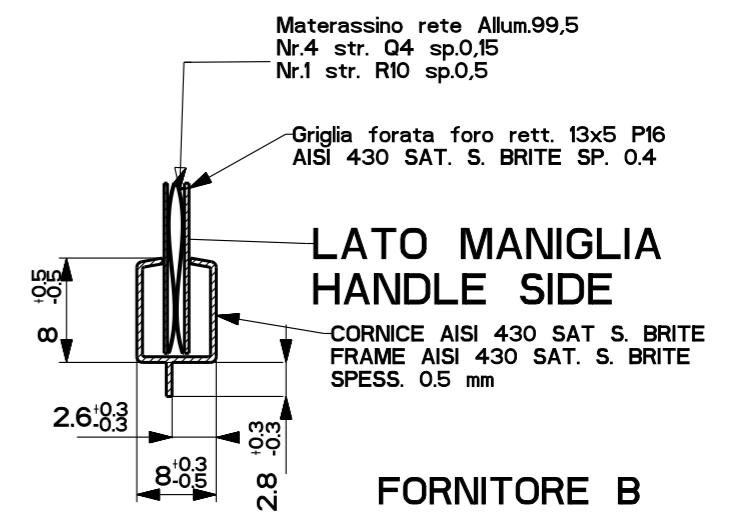
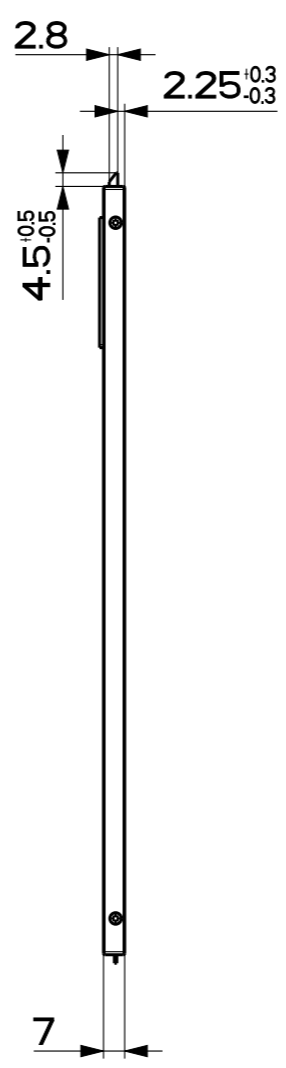
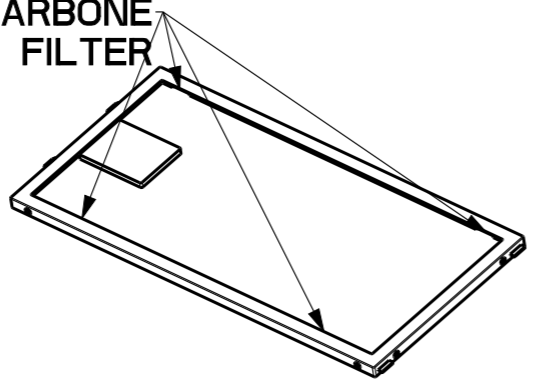
254.05

SCALE 2:5



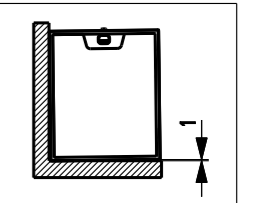
VITE INOX
SCREW INOX

ATTACCHI PER FILTRO CARBONE
JOINT FOR CHARCOAL FILTER



LA TOLLERANZA PER I FUORI SQUADRO SI MISURA POGGIANDO UNA SQUADRA RETTIFICATA A 90° SU OGNI LATO DEL FILTRO E DETERMINANDO LO SCOSTAMENTO NELL' ANGOLO OPPOSTO DELLO STESSO LATO. LIMITE MAX 1mm


THE TOLLERANCE HAS TO BE MEASURED PLACING A GROUND TRIANGLE ON EVERY FILTER'S EDGE AND MEASURING THE DEVIATION AT THE OPPOSITE CORNER ON THE SAME EDGE. MAXIMUM LIMIT 1 mm



TOLERANCE CLASSES ISO 2768-1	GENERAL TOLERANCE LINEAR DIMENSION						
	0.5-3	3-6	6-30	30-120	120-400	400-1000	1000-2000
FINE	±0.05	±0.05	±0.1	±0.15	±0.2	±0.3	±0.5
MEDIUM	±0.1	±0.1	±0.2	±0.3	±0.5	±0.8	±1.2
COARSE	±0.2	±0.3	±0.5	±0.8	±1.2	±2	±3
VERY COARSE	-	±0.5	±1	±1.5	±2.5	±4	±6

These drawings and specifications are the property of Franke Technology and Trademark Ltd and shall not be reproduced, copied or transferred to any third party without the prior written permission of Franke Technology and Trademark Ltd, Switzerland. It is strictly prohibited to get quotes from the drawing or bring modifications whatsoever without the prior written consent of Franke Technology and Trademark Ltd.

Modification description
CR00000006094 -Revisione maniglie disegni FIF e FIG



Denomination CASSETTE FILTER 124x254 13x5 P16 WITH JOINT FOR CF			
Material AL-AN-SR	Thickness	Weight Kg	
Lang EN	Scale 7:20	Form A3	Sheet 1/1

Created by Solutions
Creation date 08-Jul-2015 16:20
Modif.by Solutions
Doc.Type PART
Approved by Palazzi, Walter
Approval date 25-Sep-2020
Doc. status Released
Drawing N. FIG_042
Rev 03