

1

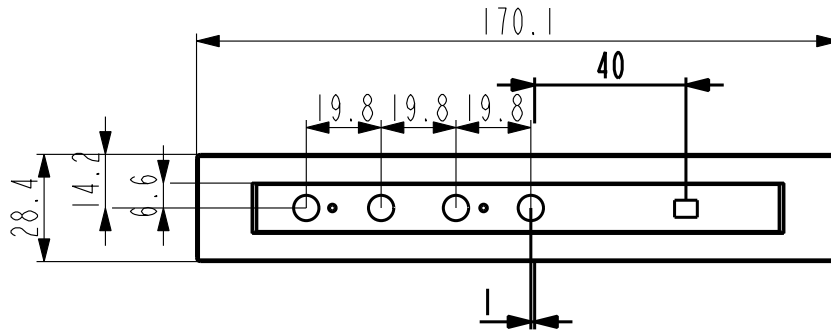
2

3

4


A

A



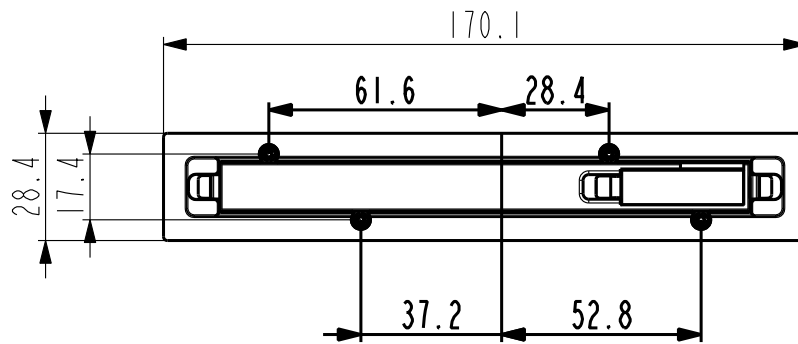
B

B



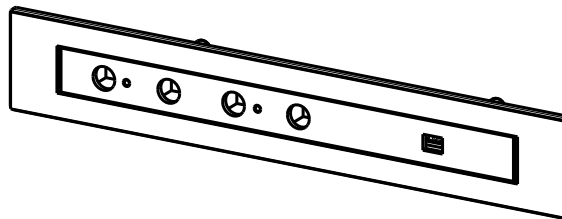
C

C



D

D



TOLERANCE CLASSES	GENERAL TOLERANCE DIMENSION GROUP								-
	0.5-3	3-6	6-30	30-120	120-400 ANG.	400-1000	1000-2000		
FINE	-	±0.05	±0.05	±0.1	±0.15	±0.2	±0.3	±0.5	Created by <b>Romani, Fabio</b> Creation date <b>21-Nov-2014 10:39</b> Doc.Type <b>ASSEM</b> Modif.by <b>tcmport</b> Approved by <b>Bellucci, Daniele</b> Approval date <b>09-Feb-2017</b> Doc. status <b>Released</b>
MEDIUM	X	±0.1	±0.1	±0.2	±0.3	±0.5	±0.8	±1.2	
COARSE	-	±0.2	±0.3	±0.5	±0.8	±1.2	±2	±3	
VERY COARSE	-	-	±0.5	±1	±1.5	±2.5	±4	±6	
Modification description									Doc. status <b>Released</b>
	Denomination					Thickness	Weight	Drawing N.	
	<b>ASSEMBLY CONTROL BOARD</b>					-	<b>Kg 0.002</b>	<b>K39_710</b>	
	Lang <b>EN</b>		Scale <b>1:2</b>		Form <b>A4</b>	Sheet <b>1/1</b>	Rev <b>01</b>		