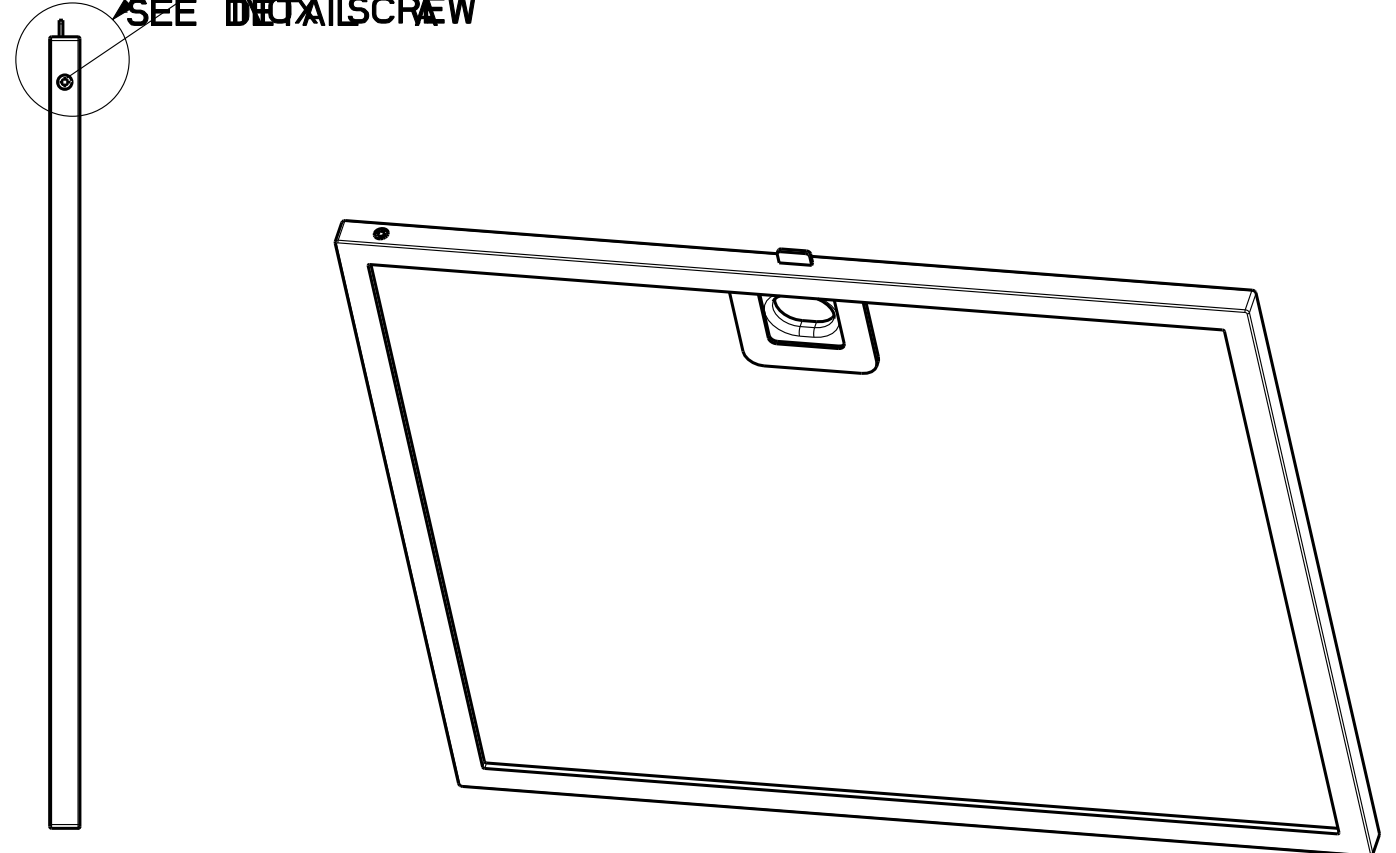
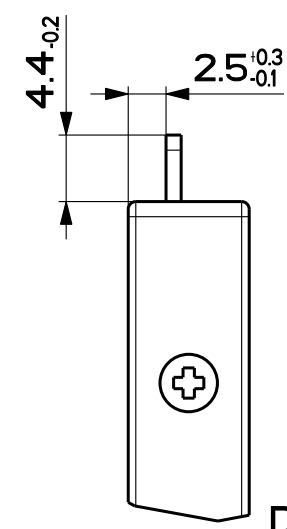


VITE INOX
SEE DETAILSCREW



VITE INOX
INOX SCREW



DETAIL A
SCALE 2:1

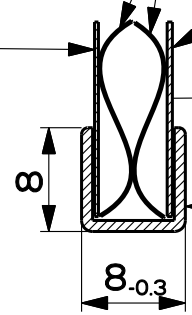
1 STRATO AL./1 AL. LAYER
SQ4 x 0.3

2 STRATI AL. INCROCIATI/2 CROSSED AL. LAYER
SR4 x 0.15 ONDULATO/CORRUGATED

1 STRATO AL. OX/1 AL. OX LAYER
SQ4.5 x 0.4

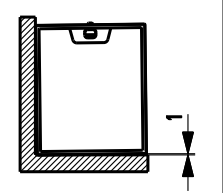
LATO MANIGLIA
HANDLE SIDE

CORNICE/FRAME
ESTRUSO AL. OX/EXSTRUDED AL. OX
8x8x0.85 mm



LA TOLLERANZA PER I FUORI SQUADRO SI MISURA POGGIANDO UNA SQUADRA RETTIFICATA A 90° SU OGNI LATO DEL FILTRO E DETERMINANDO LO SCOSTAMENTO NELL' ANGOLO OPPOSTO DELLO STESSO LATO. LIMITE MAX 1mm

THE TOLLERANCE HAS TO BE MEASURED PLACING A GROUND TRIANGLE ON EVERY FILTER'S EDGE AND MEASURING THE DEVIATION AT THE OPPOSITE CORNER ON THE SAME EDGE. MAXIMUM LIMIT 1 mm



TOLERANCE CLASSES ISO 2768-1	GENERAL TOLERANCE LINEAR DIMENSION						
	0.5-3	3-6	6-30	30-120	120-400	400-1000	1000-2000
FINE	±0.05	±0.05	±0.1	±0.15	±0.2	±0.3	±0.5
MEDIUM	±0.1	±0.1	±0.2	±0.3	±0.5	±0.8	±1.2
COARSE	±0.2	±0.3	±0.5	±0.8	±1.2	±2	±3
VERY COARSE	-	±0.5	±1	±1.5	±2.5	±4	±6

Do not get quotas from the drawing do not bring modifications without authorization of technical office. According to the law we reserve the own of the present drawing with reproduction prohibition partial or total.

Modification description			Created by Bellucci, Daniele	
			Creation date 18-May-2015 14:25	
			Modif. by Perelli, Francesco	
Denomination CASSETTE FILTER 253x209.4			Modif. date 18-Feb-2016 11:30	
			Doc.Type PART	
Material AL-AN-SR			Approved by Palazzi, Walter	
Thickness 8			Approval date 01-Apr-2016	
Weight Kg 0.656			Doc. status Released	
Lang EN			Drawing N. FIB_038	
Scale 1:2			Rev 01	
Form A3			Sheet 1/1	